

Multifunctional Staff Badge VA04

Milesight

◆ Description

- Unique pattern designed to be recognizable by people counting sensors
- Compact design enhances convenience
- No privacy concerns, complete anonymity
- Suitable for staff across all types of stores
- Industry-leading accuracy in staff recognition
- Support both magnetic and pin-on wearing options
- Compatible with both epaulet and badge wearing scenarios



◆ Specifications

Technical Data	
Applicable Models	VS125 Series
Compatible Firmware	V1.0.4 and later

Wear Position	Shoulder/Chest
Physical Characteristics	
Material	Knitted Fabric
Color Options	Red & White / Black & White
Dimension	73 × 43 × 3 mm (2.87 × 1.69 × 0.12 in)
Attachment Methods	Magnetic (Pin-Back Customizable)

◆ Usage Requirements

- People Counter MUST be used with firmware version V1.0.4 and later.
- Recommended People Counter's installation height is 2.2 to 4 meters, of which 2.2 to 3.5 meters is optimal for wearing above the chest.
- Select a color that has a strong contrast with the staff clothing color.
- NOT wearing clothing with patterns similar to VA04 (such as striped clothing).
- Avoid covering VA04 with collars, scarves, hair, or other items; keep it clearly visible.
- Avoid cleaning with water to avoid the risk of rust.

◆ Wear Guide

Step 1: Specify a consistent wearing position for staff: on the shoulders or on the chest.

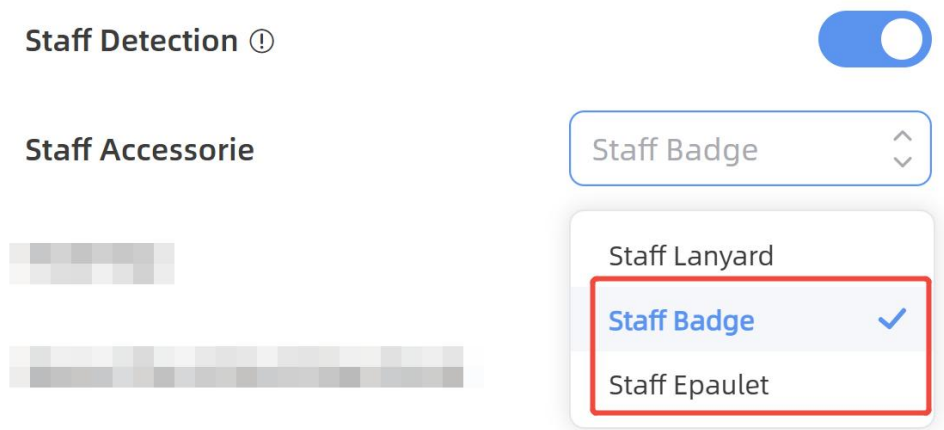
Step 2: If the shoulder position is selected, the device should be worn on both shoulders;



If the chest position is selected, wearing on one side is sufficient, with the ideal location being the center of the upper chest.



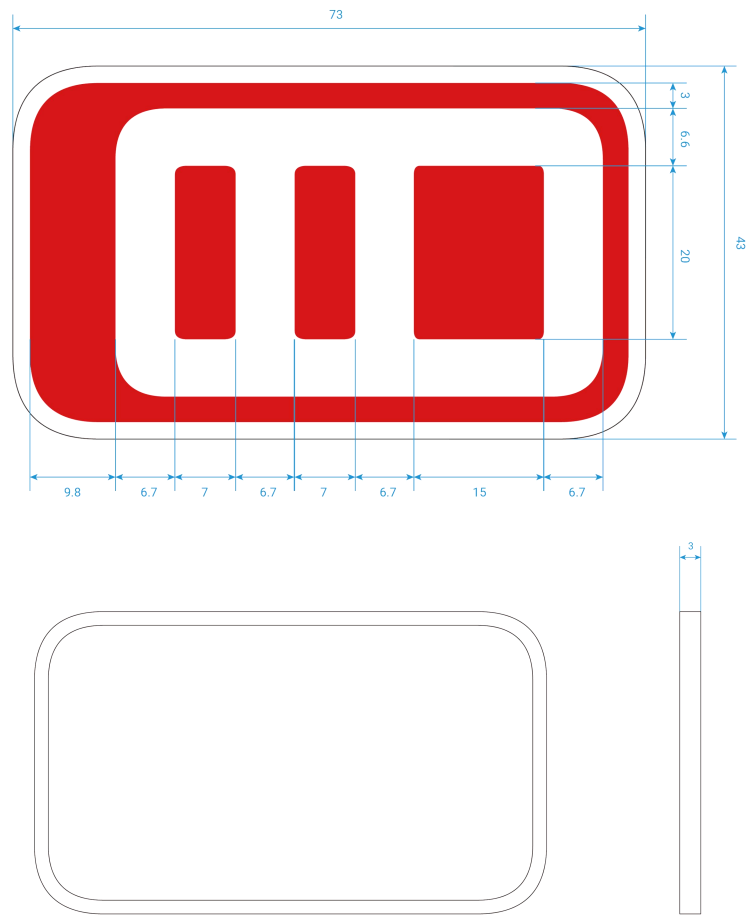
Step 3: Go to the device page, switch to the **Rule** page, enable **Staff Detection**, and select the appropriate detection mode.

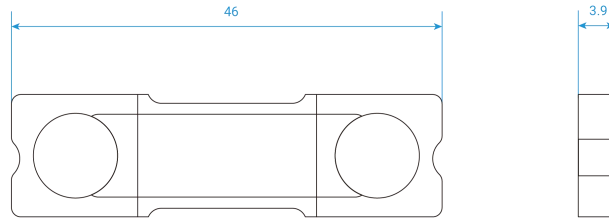


For **chest** wear, select **Staff Badge** mode; For **shoulder** wear, select **Staff Epaulet** mode.

◆ Dimensions (mm)

Magnetic:





Pin-Back:

