

Adjustable Angle Ceiling-mounted Bracket VB02

Milesight

◆ Description

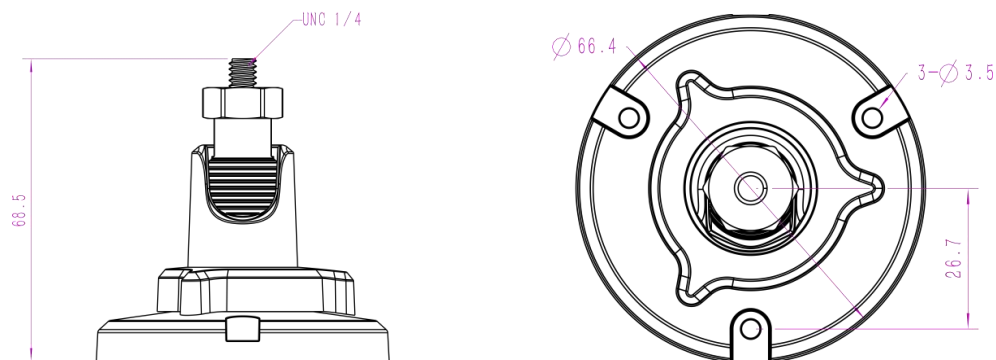
- Mounting bracket with a pivot that allow tilting the sensor (tilt: 90 degrees, swivel: 360 degrees)
- Aluminium construction, rust proof and lightweight
- Compact structural design



◆ Specifications

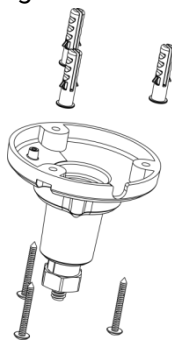
Physical Characteristics	
Applicable models	VS125 Series & VS135 Series
Material	Aluminium
Color	White
Weight	93g
Installation	Ceiling Mount

◆ Dimensions (mm)

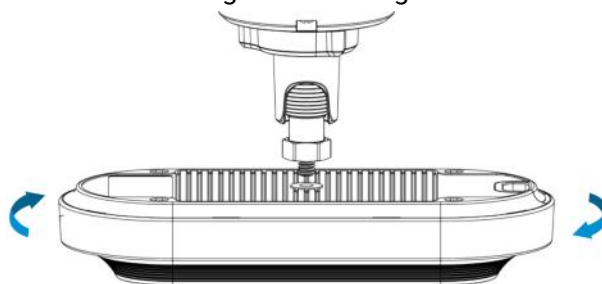


◆ HOW TO INSTALL

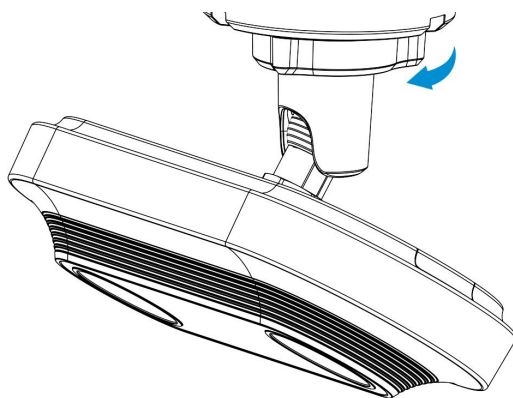
Step 1: Determine the mounting location and drill 3 holes, fix the wall plugs into the mounting holes, then fix the bracket to the wall plugs via mounting screws.



Step 2: Fix the bracket to the device using the mounting hole on the device.



Step 3: Gently rotate the black knob in the direction shown to loosen it, then adjust the direction of 3-axis ball.



Step 4: After the installation angle is set, tighten the knob in the direction shown to secure the device.

