



# Milesight Release Note For Camera

Firmware Version: 51.7.0.78

Applicable Model: MS-Cxxxx-xxD

Release Date: 26<sup>th</sup> December, 2025

## 1. Overview

Milesight offers a variety of sensor products designed to capture meaningful data. By applying AI, 5G, and IoT technologies, Milesight brings a significant impact to various applications. It manufactures products with exceptional image quality, unparalleled flexibility, and reliability for the global market. It is pleased to announce the release of the new firmware version 51.7.0.78 of the Milesight Network Camera.

The features of the new version mainly include support for the EAP-TLS (802.1X) protocol, strengthening network authentication and device security, and AI-based advanced detection for Basic Motion Detection, significantly improving detection accuracy and reliability.

In addition, an email-based password reset has been added to simplify device recovery and maintenance. The detection accuracy and distance of VCA events have also been enhanced to reduce false alarms and ensure more reliable event detection.

Finally, this version resolves known issues, providing better system stability and an improved overall user experience.

## 2. Firmware Version Download

Click the following link to download the firmware version (if the download fails, copy the link to your browser manually):

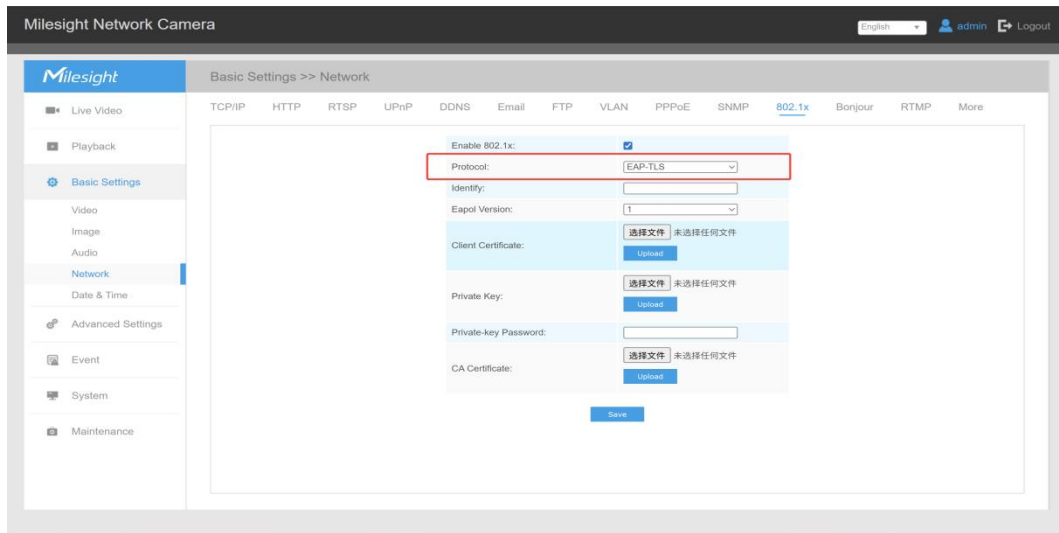
[Firmware Download|The Latest Innovation|Milesight](#)

## 3. What's New

### 3.1 New Features

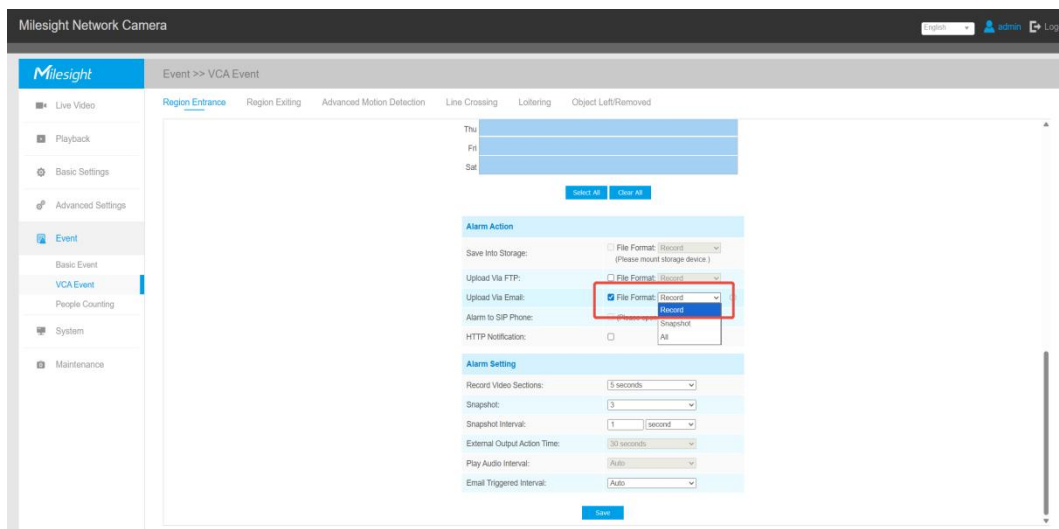
#### (1) Added Support for the EAP-TLS Protocol (802.1X)

- ❖ The EAP-TLS protocol is supported to enhance device security and enable mutual authentication through digital certificates, improving the security and reliability of network communication.



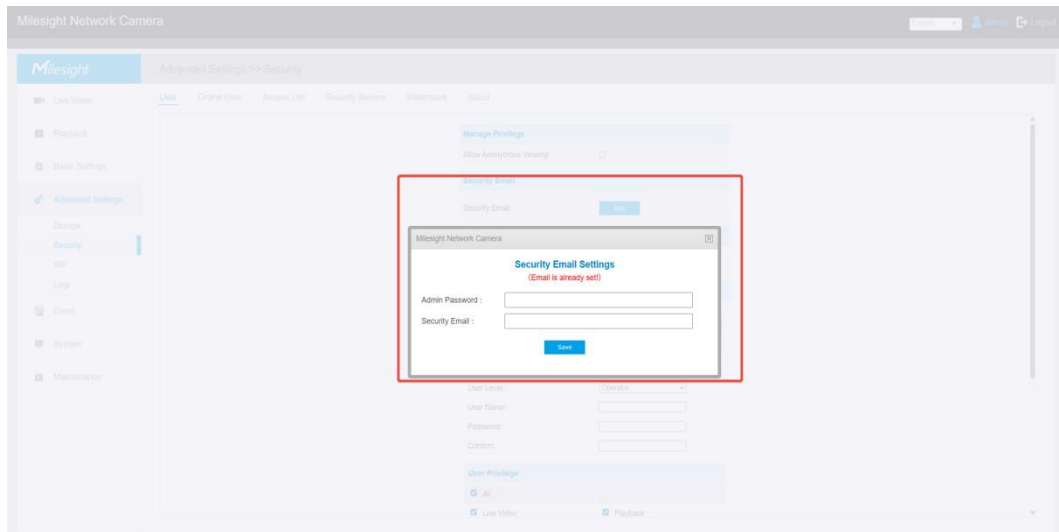
#### (2) Added SMTP Support for Event Video Push

- ❖ The camera now supports sending event videos via email. In the corresponding event "Alarm Action" settings, enable "Upload Via Email" and select "Record" to deliver event-related video clips to a preconfigured email address. This email address receives the related event videos, helping you review the incident and preserve full evidence.



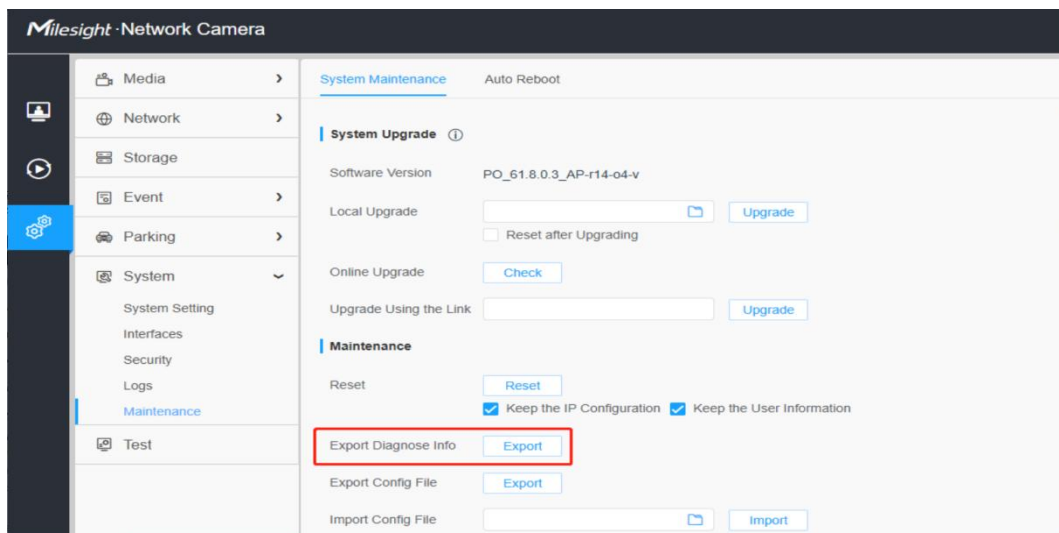
### (3) Supported Email-based Password Reset and Retrieval

- ❖ The camera now supports the configuration of a security email address for password retrieval and reset, enhancing both user convenience and account security.



### (4) Added the Export Diagnostic Info Function

- ❖ The function allows you to export diagnostic logs to quickly locate and troubleshoot issues. This reduces troubleshooting time and improves the efficiency and accuracy of technical maintenance.



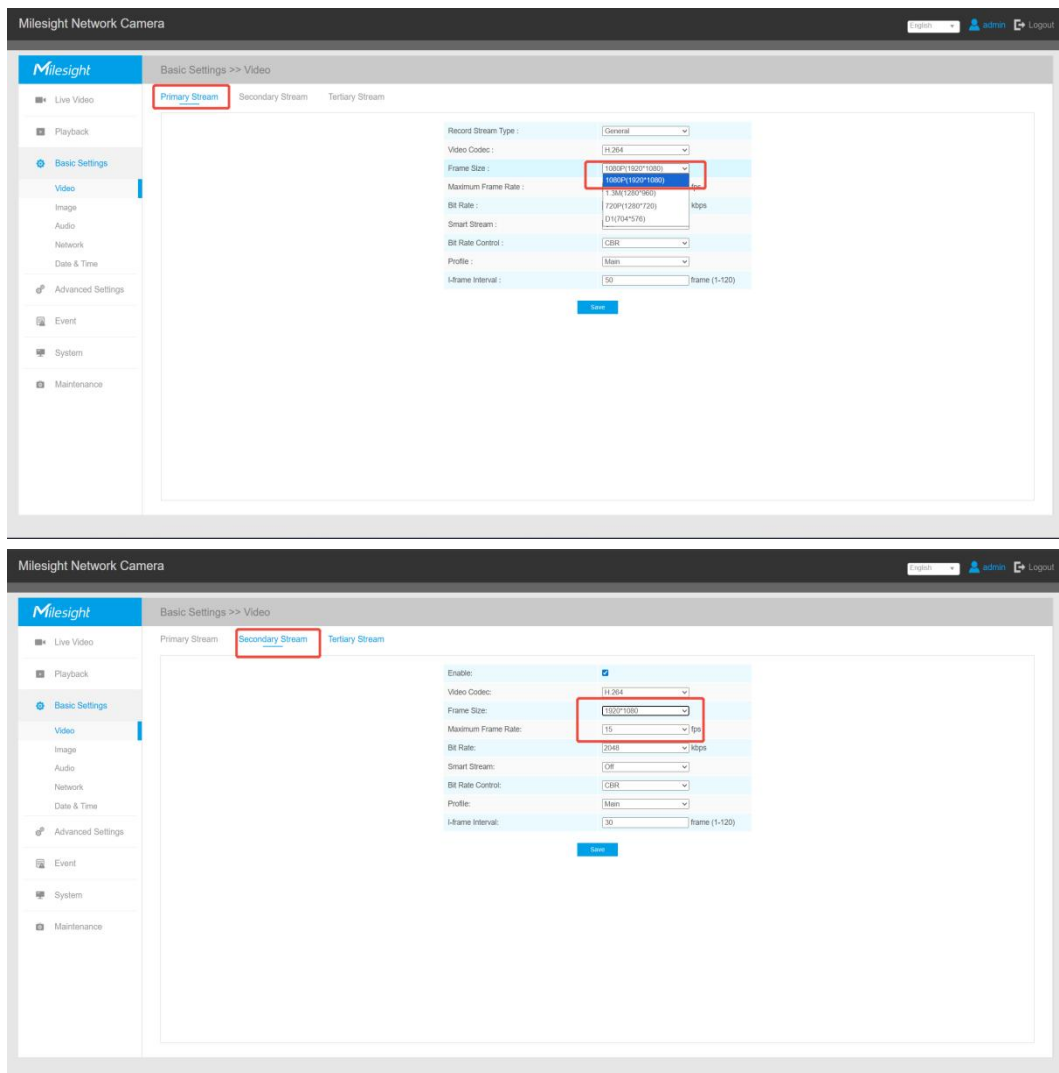
### (5) Added New Fields

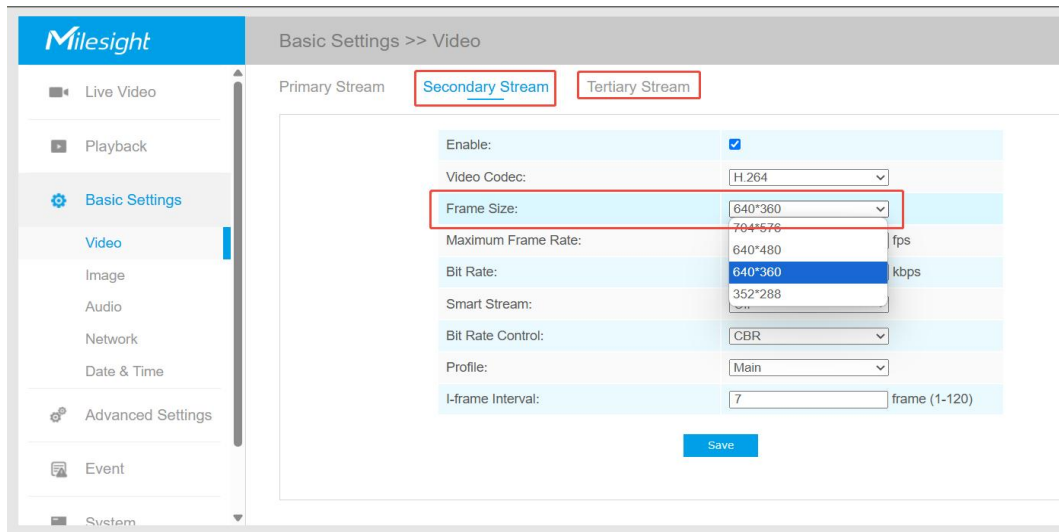
- ❖ The plugin manufacturer field has been updated to "Milesight", enabling the NX platform to fully recognize the camera and load the complete Milesight plugin suite. This improves system compatibility and enables advanced features such as tracking box display on the NX platform.

- ❖ In addition, the camera now supports acting as an NTP time source for the back-end system and introduces FTP scheduled screenshots, allowing automatic, timed image capture without manual operation.

## (6) Added New Resolutions for the Secondary and Tertiary Streams

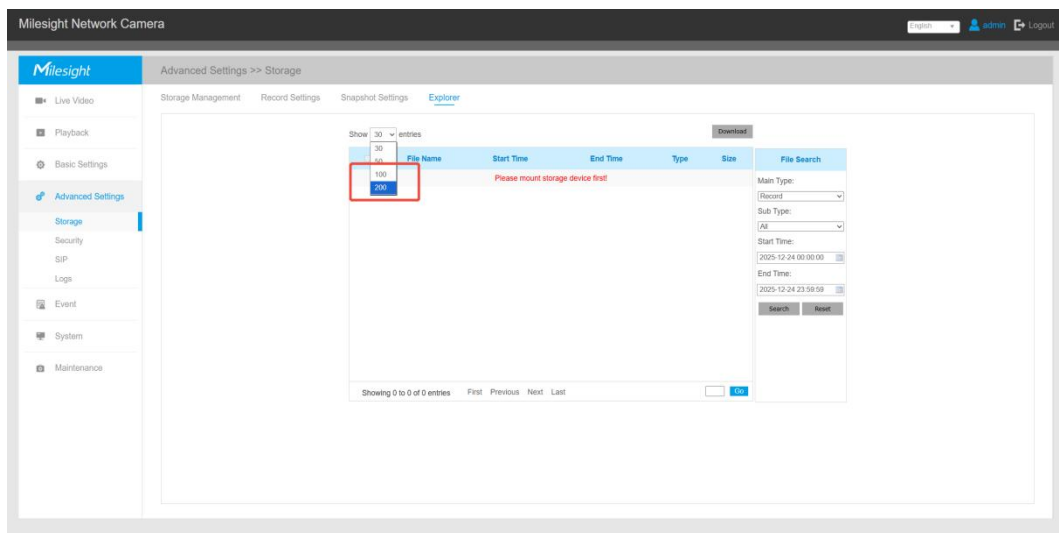
- ❖ **5MP** and **2MP** models now support **1920×1080** resolution at up to 15 fps on both the **Secondary Stream** and the **Tertiary Stream**.
- ❖ **All Mini Series cameras** now support **800×448** and **480×272** resolutions on the **Secondary Stream** and **Tertiary Stream**, providing greater flexibility for bandwidth-efficient streaming.





## (7) Added 100/200 Entries Per Page Display Options for SD Card File Search and Browsing History

- ❖ The camera supports 100/200 entries per page display options for SD card file search and browsing history. The stability of video writing to the SD card has also been improved, effectively reducing the probability of unexpected interruptions during the recording process. Additionally, the camera's compatibility with more SD card models has been expanded.



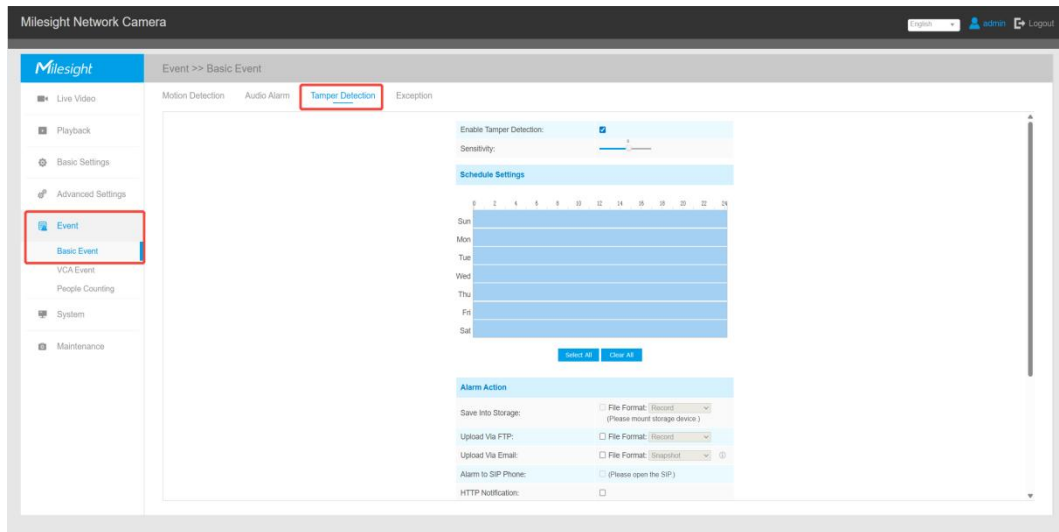
## (8) Added Support for Ukrainian Language

### 3.2 Optimizations

#### (1) Improved AI Functions

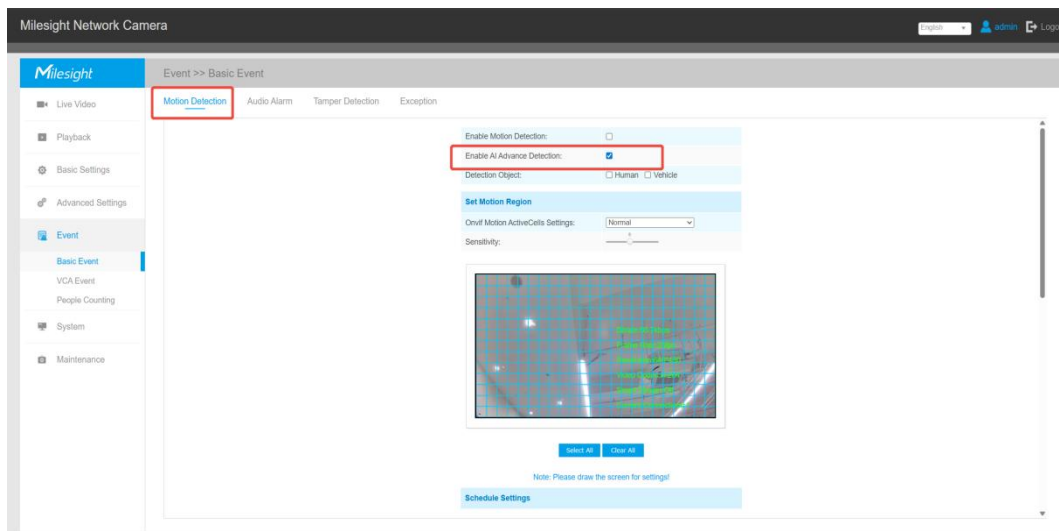
- ❖ Optimized the events layout

Moved Tamper Detection to the Basic Event interface. This adjustment clarifies and simplifies event classification, making management and processing more efficient.



❖ Added AI advanced detection to basic motion detection

This version introduces AI Advanced Detection to the Basic Motion Detection event. It supports detection based on human and vehicle targets, significantly reducing false alarms triggered by environmental movements such as insects, mosquitoes, dogs, cats, and other creatures. Additionally, it can be compatible with third-party systems via ONVIF, providing seamless integration.

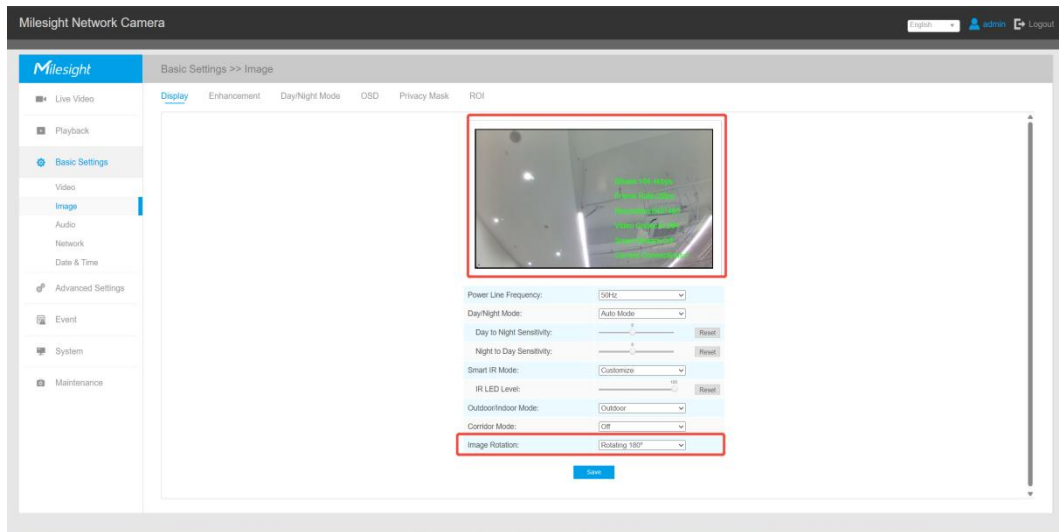


❖ Optimized the VCA recognition rate after image rotation

The image remains upright after a 180-degree rotation, and the VCA recognition rate after rotation has been optimized.

❖ More accurate VCA detection in corridor mode

This improves the detection rate, enables you to identify people and other targets more accurately in corridor scenarios, improves the coverage rate of key events and the reliability of security surveillance.



- ❖ Optimized line-crossing detection

This version refines the crossing detection logic to enable faster and more accurate AI triggering, improving the reliability of line-crossing detection and people counting.

- ❖ Optimized target judgment logic

The target judgment logic has been enhanced to improve VCA detection range and accuracy, delivering more reliable recognition. For example, it improves the accuracy for long-distance and high-speed targets, and enables more precise alarm triggering.

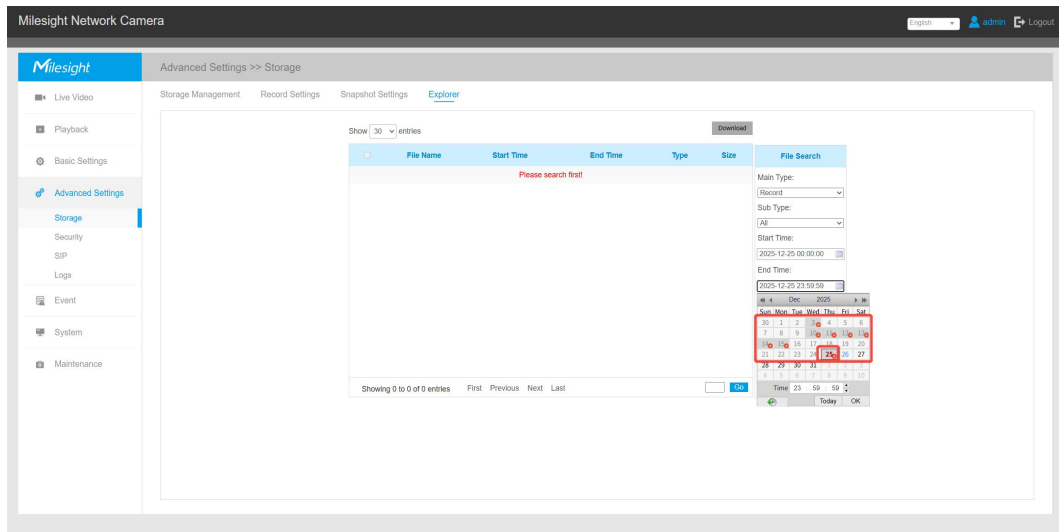
- ❖ Optimized the compatibility between the NVR and the camera

The camera's VCA status can be synchronized to the NVR with greater timeliness. The yellow VCA tracking frames can also be displayed faster.

## (2) Optimized the Date Display in the Playback and Storage Interfaces

- ❖ This feature in the Playback and Storage interfaces includes a new enhancement: a red icon will appear under the corresponding date when there is a recording for that day, helping you quickly identify which dates have recordings, thereby improving the efficiency of locating and managing footage.





### (3) Optimized Audio-Video Synchronization in MP4 Files Exported from VMS

- ❖ This ensures synchronized audio and video for MP4 files exported by the VMS, thereby delivering smooth playback and enhancing data reliability for surveillance review.

### (4) Optimized the PPPoE Network Connection

- ❖ The camera can maintain a stable connection when accessing the network via PPPoE. Even if an abnormal disconnection occurs, it will automatically reconnect, ensuring that functions like video transmission and remote management remain uninterrupted.

### (5) Optimized P2P Connection

- ❖ Now, the P2P function of the camera automatically associates with the P2P server in the corresponding region based on the time zone where the camera is located, thereby enhancing the stability of P2P connections.

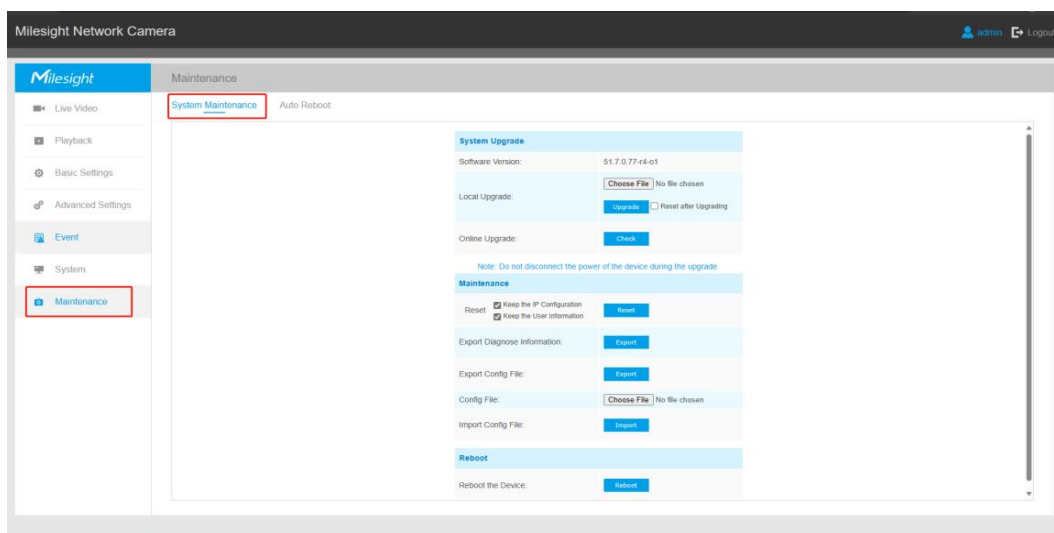
## 3.3 Fixed Known Bugs

## 4. Upgrade Steps

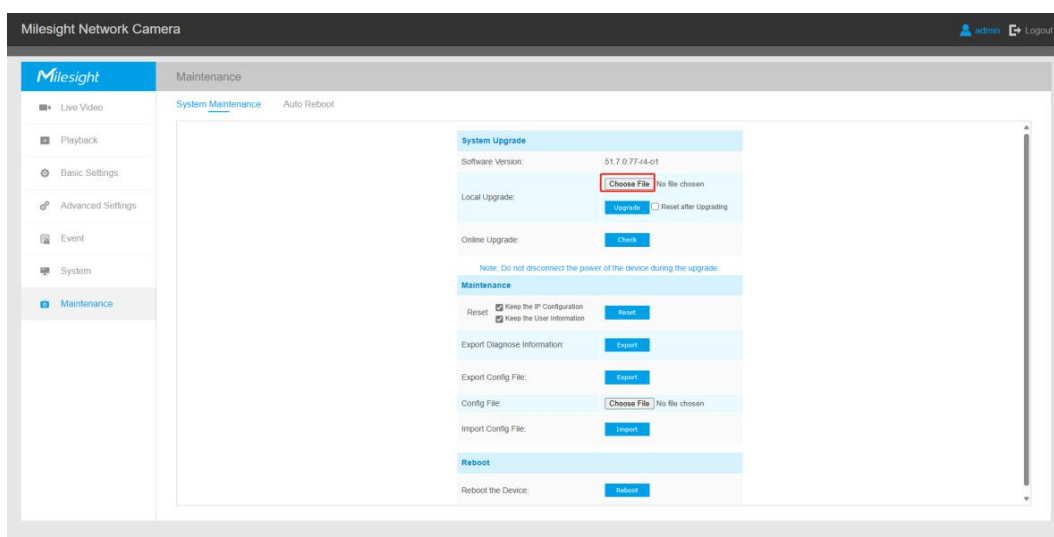
Two upgrade methods are available for updating each model to the corresponding firmware version.

### 4.1 Local Upgrade

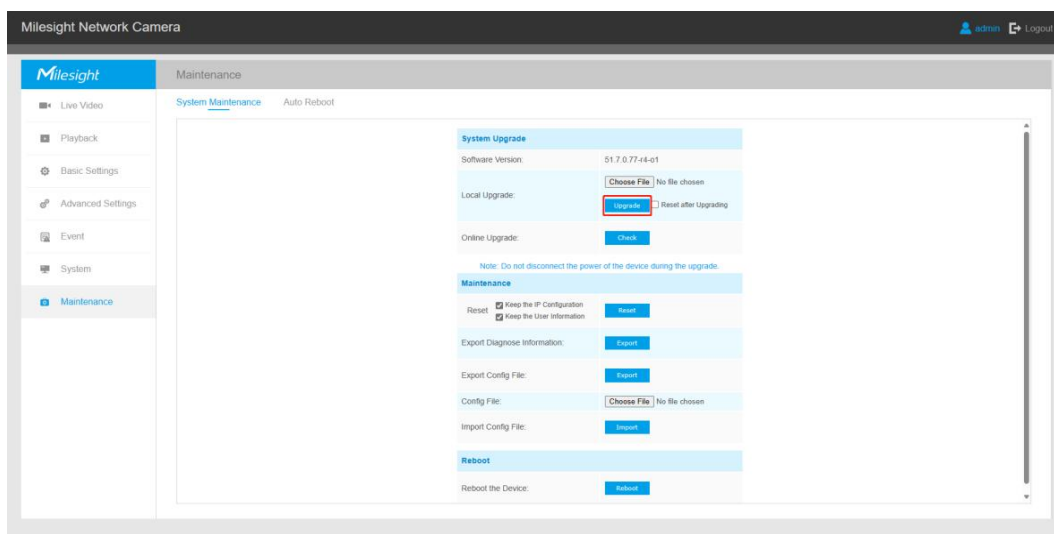
**Step 1:** Access the web page of your Milesight network camera and choose “Configuration” -> “Maintenance” -> “System Maintenance”.



**Step 2:** Choose a file for the upgrade.



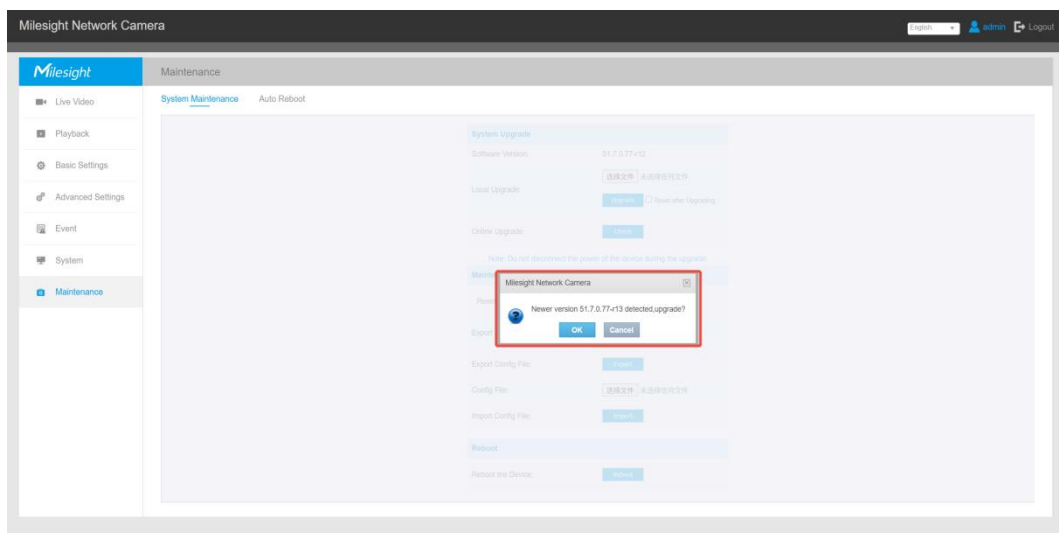
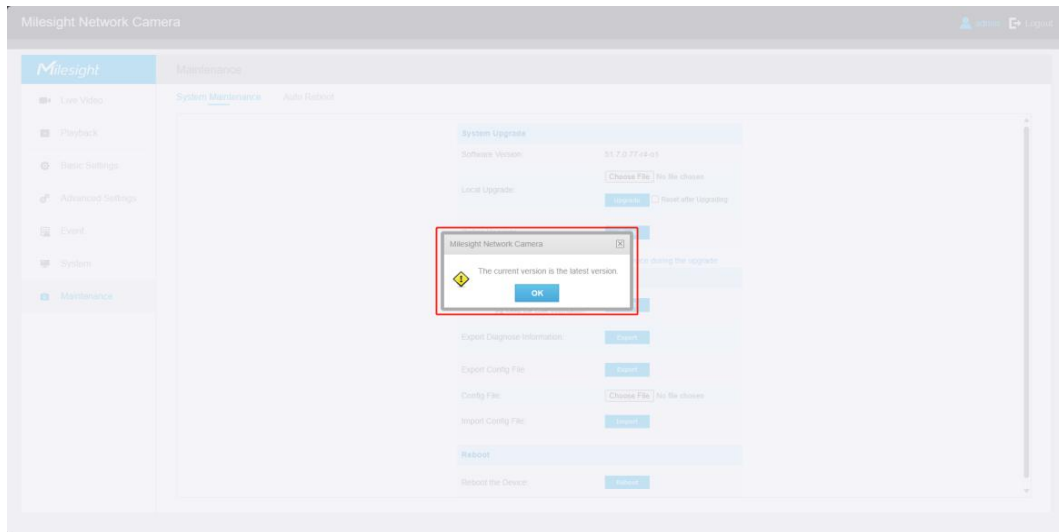
**Step 3:** Click "Upgrade" in the row of "Local Upgrade" and wait about 1 to 3 minutes. The upgrade will be done after the system reboots successfully.



## 4.2 Online Upgrade

**Step 1:** Click “Check” in the row of “Online Upgrade” to verify if the version is the latest one.

**Step 2:** If yes, click “OK” in the displayed box. If not, click “OK” to upgrade to the latest version.



----END----