



Milesight Release Note For AI TrueColor Dual-sensor 180° Panoramic Network Camera

Firmware Version: 63.8.0.4-r3

Applicable Model: MS-C8477-HPG1

Release Date: 15th July, 2025

1. Overview

Milesight offers a variety of sensor products designed to capture meaningful data. By innovatively applying AI, 5G, and IoT technologies, Milesight brings significant impact to various applications. The company manufactures products with exceptional image quality, unparalleled flexibility, and reliability for the global market. Milesight is pleased to announce the release of the new firmware version 63.8.0.4-r3 for AI TrueColor Dual-sensor 180° Panoramic Network Camera.

In this version, Milesight AI TrueColor Dual-sensor 180° Panoramic Network Camera has achieved seamless **compatibility with a wide range of third-party systems**, delivering a robust and efficient security solution. Additionally, the **time display format can be customized** to meet regional or user-specific preferences. Furthermore, known issues have been resolved to ensure improved performance and stability.

2. Firmware Version Download

For the firmware version, please click the following link to download:

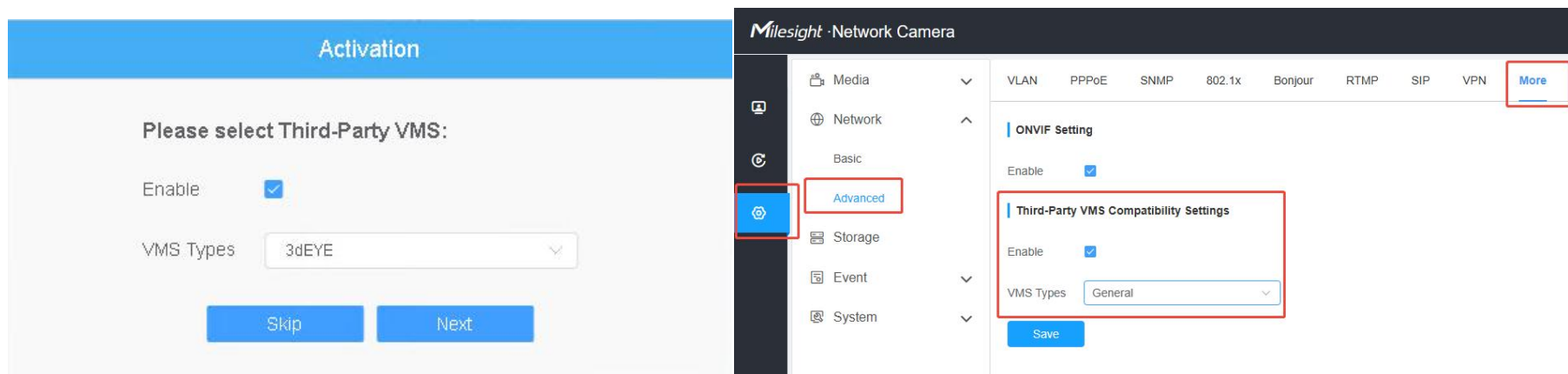
[Firmware Download|The Latest Innovation|Milesight](#)

3. What's New

3.1 New Features

1) Compatibility with an Extensive Range of Third-party Systems.

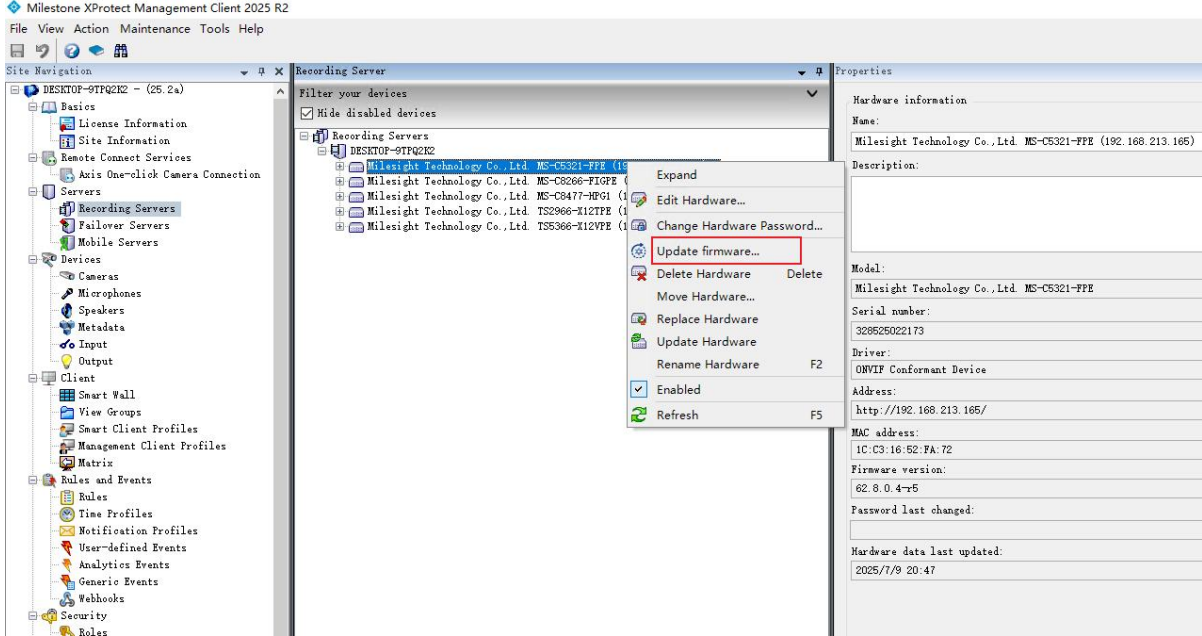
- ❖ Added Third-Party VMS Compatibility Settings: Introduced new configuration options for seamless integration with multiple third-party systems.
- ❖ Now compatible with 3dEYE, Artec, Camcloud, Exacq - exacqVision, Genetec - Security Center. Once the corresponding platform is selected, the camera automatically applies the appropriate protocol to ensure seamless integration.



- ❖ Below is a detailed breakdown by platform:

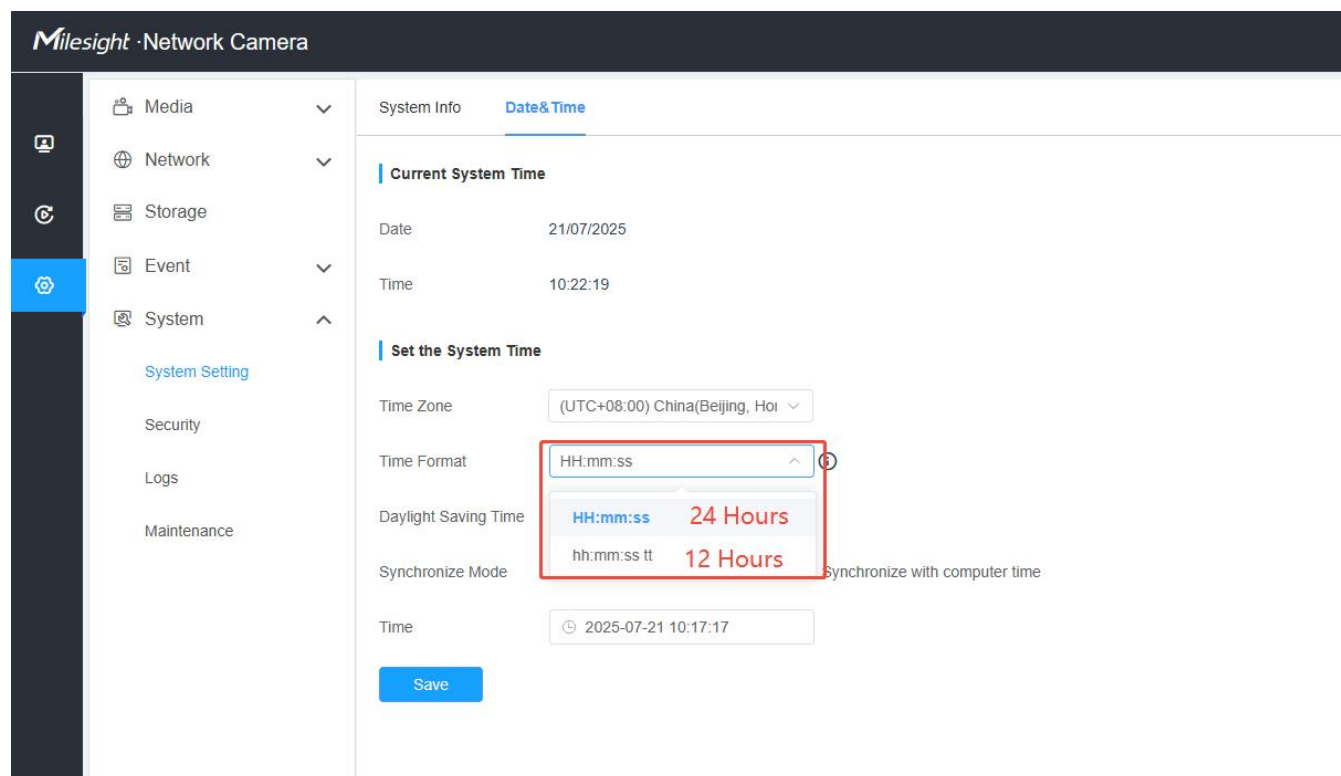
Platform	Integration Enhancements
3dEYE	<div> <div> <h3>1. Unified RTSP & Playback Port</h3> <p>Added support for configuring both RTSP and Playback ports to use port 554, enabling unified media stream access and enhancing compatibility with third-party platforms.</p> <div> <div>Before</div> </div> <div>After</div> </div> </div> <div> <h3>2. Built-in Push Module</h3> <p>Integrated Push Module for active reporting of events and alarms, significantly improving real-time responsiveness and system interaction.</p> </div> <div> <h3>3. Loitering Topic Name Adjustment</h3> <p>Optimized the messaging topic for Loitering Detection to ensure accurate and subscribable event messaging.</p> </div> <div> <h3>4. Metadata Configuration Enhancement</h3> </div>

	Enabled <code>Analytics</code> field in <code>MetadataConfiguration</code> to allow metadata output for video analytics functionalities.
Arteco Global	1. Unified RTSP & Playback Port Added support for configuring both RTSP and Playback ports to use port 554, enabling unified media stream access and enhancing compatibility with third-party platforms. 2. Event Alarm Push – False State Optimization Optimized the event push logic to eliminate unnecessary <code>False</code> state notifications, reducing message noise and improving clarity in event reporting.
Genetec - Security Center	1. Audio Multicast Support Added support for setting the audio connection mode as multicast when integrated with Genetec, enabling synchronized audio and video transmission in multicast scenarios. 2. Audio Format Conversion Implemented real-time conversion of AAC audio to the Genetec-compatible MP4A-LATM format, ensuring seamless compatibility.
Exacq - exacqVision	1. PTZ Capability Adaptation Adapted PTZ capability reporting for non-PTZ devices. Even without physical pan/tilt, cameras need to report PTZ info to allow device addition ensuring smoother integration.
Camcloud	1. Introduced Agent-based Integration

	<p>Agent-based D2C integration—run an agent directly on camera to bridge devices to the cloud.</p>
<p>Milestone</p>	<p>1. Supports Remote Firmware Upgrades</p> <p>Simplifies device maintenance workflows and enables centralized firmware management within the Milestone VMS.</p> 

2) Support Customizable Time Display Format.

- ❖ Supports flexible configuration of time display formats to suit different regional or user preferences. Both 12-hour and 24-hour formats are now available and configurable.



3) Added New Audio Alarm Topic

- ❖ Added new topic `tns1: AudioAnalytics/Audio/DetectedSound` for Audio Alarm events, enabling broader integration with third-party VMS systems via the ONVIF protocol.

4) HTTPS Push Field Standardization Optimization

- ❖ Enhances data consistency, simplifies third-party system integration, and reduces the risk of parsing errors during event processing.

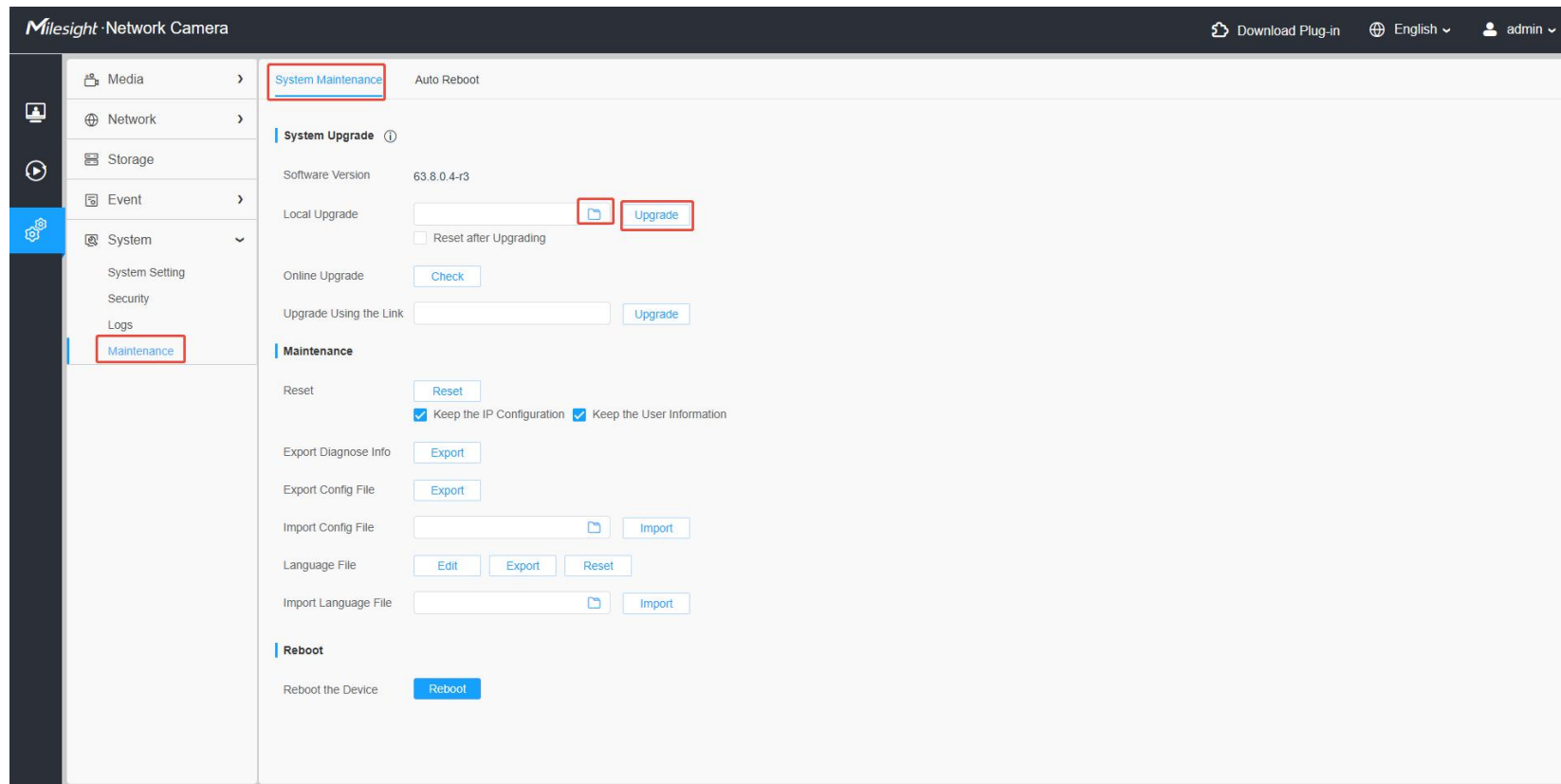
3.2 Bugs Fixed

- (1) Fixed the issue of the time out-of-sync between third-party VMS and camera.
- (2) Fixed the issue causing flickering back stripes after enabling WDR.
- (3) Fixed several issues to improve integration stability with Nx Witness VMS.
- (4) Fixed known bugs.

4. Upgrade Steps

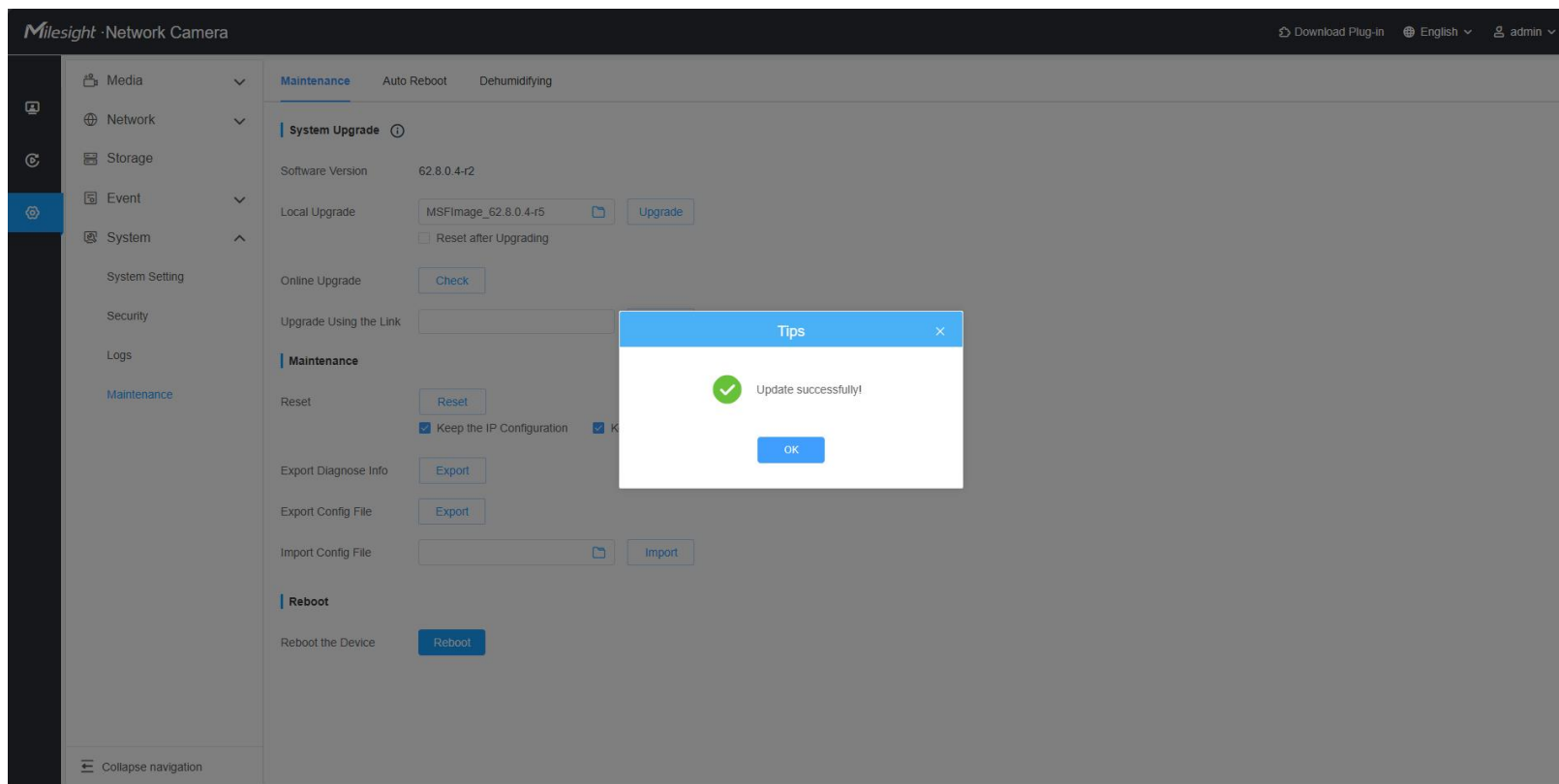
Please check each model for the right firmware version as mentioned above, then upgrade as the following steps:

Step 1: Go to the web page of Network Camera, Settings -> System -> Maintenance -> System Maintenance.



Step 2: Choose file for the upgrade.

Step 3: Click the "Upgrade" button, then please wait about 1~3 minutes. The upgrade will be done after the system reboots successfully.



——END——